

# 207 SERIES

## Vertical Hold Down Clamps | Product Overview

### Features:

- Largest selection of arm and mounting options
- Low profile T-Handle version available
- Available in stainless steel
- BLK models feature a black, non-reflective finish
- 5 handle colors - see page MC-PRO-7 for details

### Applications:

- Checking fixtures
- Assembly & test
- Light machining
- Woodworking

### Also Available:

See page MC-ACC-1 for accessories

**807-U** Pneumatic toggle clamp  
(See page MC-PTC-6)

**807-S** Pneumatic toggle clamp  
(See page MC-PTC-6)

Accepts M8 or 5/16 spindle accessories

**207-U**  
Flanged Base  
U-Bar



-**USS** Stainless  
Steel Model



**207-UL**  
Flanged Base  
Long U-Bar



**207-S**  
Flanged Base  
Solid Bar



**207-L**  
Flanged Base  
Long Solid Bar



**207-TU**  
Flanged Base  
T-Handle  
U-Bar



**207-TUL**  
Flanged Base  
T-Handle  
Long U-Bar



**207-UR**  
Flanged Base  
U-Bar  
DESTACO®  
Toggle Lock  
Plus



**207-LR**  
Flanged Base  
Long Solid Bar  
DESTACO®  
Toggle Lock  
Plus



**207-UB**  
Straight Base  
U-Bar



**207-ULB**  
Straight Base  
Long U-Bar



**207-SB**  
Straight Base  
Solid Bar



**207-LB**  
Straight Base  
Long Solid  
Bar




**207-LBR** ⓘ  
Straight Base  
Long Solid Bar  
DESTACO®  
Toggle Lock  
Plus



**207-UF** ⓘ  
U-Bar  
Dual Mount



**207-SF** ⓘ  
Solid Bar  
Dual Mount



**207-U-L** ⓘ  
Flange Base  
Open Bar



**207-U-L-BLK**  
Blackout Series  
Flanged Base  
Open U-Bar



**207-UB-L** ⓘ  
Straight Base  
Open Bar



**207-UB-L-BLK**  
Blackout Series  
Straight Base  
Open U-Bar



**207305**  
Flanged Grip. Provides added safety and protection. Fits all 207 Series (except T-Handle) clamps. Order separately.



### Color Handles

Available on models in this series that use standard red handles.\* Add **-Y**, **-G**, **-B**, **-K** to end of model number.

\*Excludes Blackout Series, Toggle Lock Plus levers or dipped handles.



ⓘ This item is available upon request

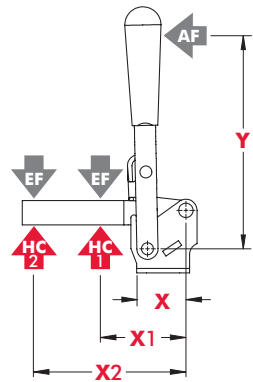
# 207 SERIES

## Vertical Hold Down Clamps | Technical Information

Model	Max. Holding Capacity	Clamp Bar Opening (+10°)	Handle Opening (+10°)	Weight	Accessories (Supplied)						
					Bolt Retainer	Spindle Assembly	Flanged Washers				
207-U	[375 lbf] 1670 N	99°	57°	0,30 kg [0.67 lbs]	---	225208-M	507107				
207-UR				0,45 kg [1.00 lbs]							
207-UL				0,30 kg [0.67 lbs]							
207-USS	2000 N [450 lbf]			---	207943-M	507907					
207-S	[500 lbf] 2220 N			99°	57°	0,31 kg [0.69 lbs]	207105	---	---		
207-L						0,34 kg [0.74 lbs]					
207-LR						0,45 kg [1.00 lbs]					
207-UB	[375 lbf] 1670 N			99°	57°	0,33 kg [0.72 lbs]	---	225208-M	507107		
207-ULB						0,31 kg [0.69 lbs]					
207-SB	[500 lbf] 2220 N					99°	57°	0,31 kg [0.69 lbs]	207105	---	---
207-LB		0,34 kg [0.75 lbs]									
207-LBR ⓘ		0,45 kg [1.00 lbs]									
207-TU	[375 lbf] 1670 N	96°	56°			0,33 kg [0.72 lbs]	---	---	507107		
207-TUL						0,43 kg [0.94 lbs]					
207-UF ⓘ	1670 N [375 lbf]					90°	56°	0,38 kg [0.84 lbs]	207105	---	---
207-SF ⓘ	2220 N [500 lbf]					90°	56°	0,38 kg [0.84 lbs]	---	---	507107
207-U-L ⓘ	[375 lbf] 1670 N					99°	57°	0,38 kg [0.84 lbs]	---	---	507107
207-U-L-BLK ⓘ				507107-BLK							
207-UB-L ⓘ				507107							
207-UB-L-BLK ⓘ				507107-BLK							

ⓘ This item is available upon request

### Holding Capacities



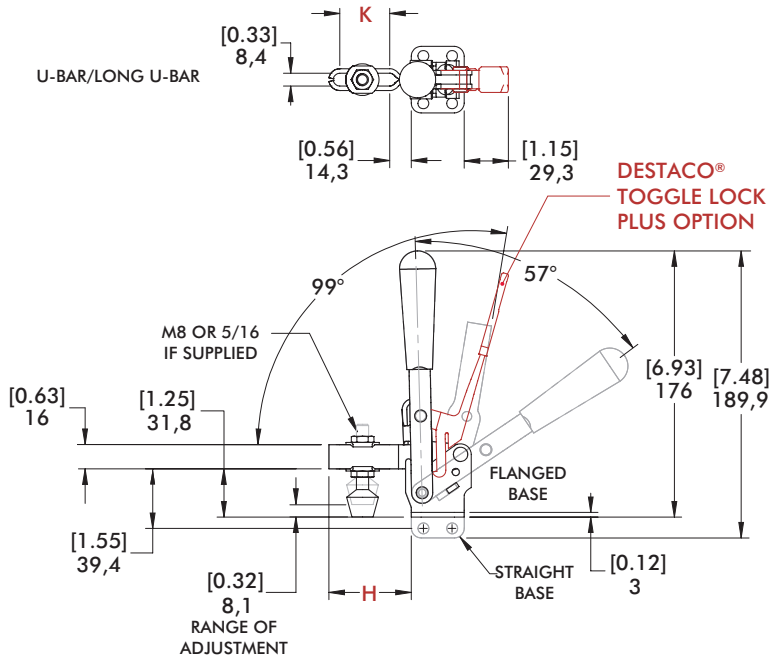
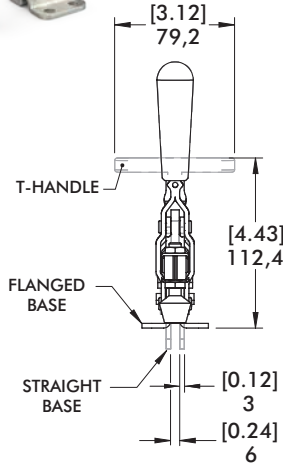
Model	X	X1	X2	Y	±HC1	±HC2	±EF(X1):AF	±EF(X2):AF
U/UB/UR	[1.28] 32,6	[2.00] 50,8	[3.75] 95,3	[4.90] 124,5	[375 lbf] 1670 N	[225 lbf] 1000 N	12:1	6:1
UL/ULB		[3.88] 98,5	[5.00] 127		[150 lbf] 670 N	7:1	4:1	
USS		[2.00] 50,8	[3.75] 95,3		[450 lbf] 2000 N	[240 lbf] 1070 N	10:1	7:1
S/SB		[2.88] 73,0	[5.00] 127	[500 lbf] 2220 N	[350 lbf] 1560 N			
L/LR LB/LBR		[2.88] 73,0	[5.00] 127	[3.66] 9	[375 lbf] 1670 N	[225 lbf] 1000 N	6:1	4:1
TU		[2.00] 50,8	[3.75] 95,3		[150 lbf] 670 N	4:1	3:1	
TUL		[3.88] 98,5	[5.00] 127	[4.90] 124,5	[375 lbf] 1670 N	[225 lbf] 1000 N	12:1	6:1
U-L		[2.00] 50,8	[3.75] 95,3		[225 lbf] 1000 N			
UB-L		[2.00] 50,8	[3.75] 95,3	[225 lbf] 1000 N				

Dimensions shown "mm [inch]" ± HC = Holding Capacity, EF = Exerting Force, AF = Applied Force

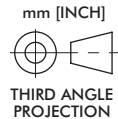
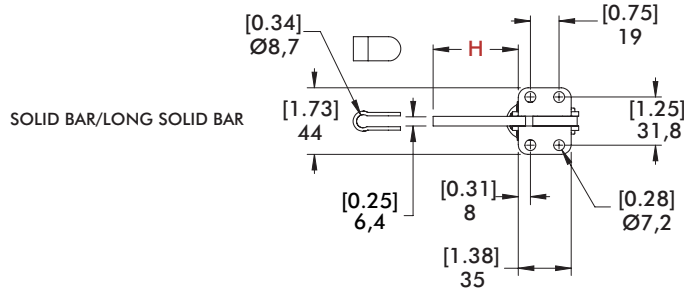
# 207 SERIES





Vertical Hold Down Clamps | Dimensions | -U/-UL/-S/-L/-TU/-TUL/-UR/-LR/-UB/-ULB/-SB/-LB/-LBR

## 207-U Flanged Base U-Bar



## 207-SB Straight Base Solid Bar

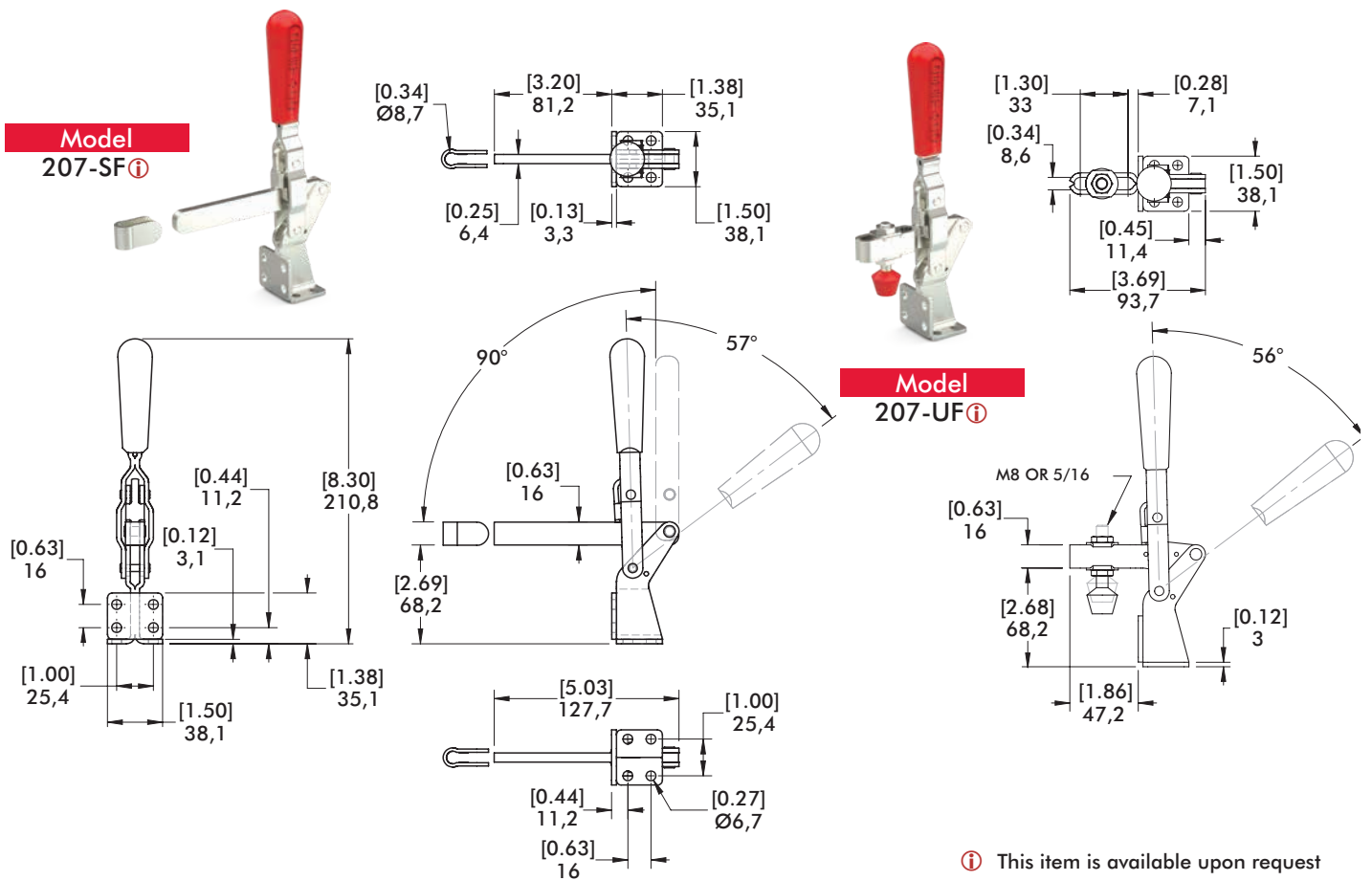


Bar Style	Clamp Models	H	K
	207-U/207-UR/207-TU/207-UB	[2.14] 54,4	[1.30] 33
	207-UL/207-ULB/207-TUL	[3.84] 97,6	[2.94] 74,6
	207-S/207-SB	[2.21] 56,2	---
	207-L/207-LR/207-LB/207-LBR ⓘ	[3.48] 88,4	---

ⓘ This item is available upon request


# 207 SERIES

## Vertical Hold Down Clamps | Dimensions | Dual Mount



### Open Bar Option

See page MC-ACC-7 for Complete offering of Open bar accessories



mm [INCH]  
THIRD ANGLE PROJECTION

### Stainless Steel

